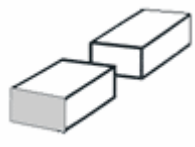
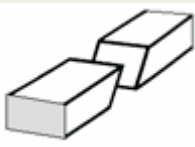
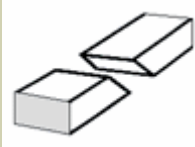
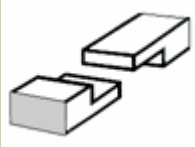
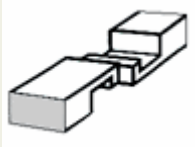
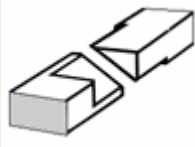
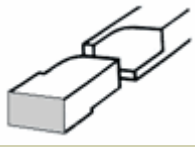




**TYPE OF CUTS TABLE**

	<p><b><u>Type TR</u></b> straight cut</p>		<p><b><u>Type TOD</u></b> RH sloping cut</p>
	<p><b><u>Type TOS</u></b> LH sloping cut</p>		<p><b><u>Type TB</u></b> LH bayonet cut</p>
	<p><b><u>Type TBG</u></b> RH bayonet cut</p>		<p><b><u>Type TBGA</u></b> gas "A" Bayonet cut</p>
	<p><b><u>Type TBGR</u></b> straight gas seal bayonet cut</p>		

The technical data, tables, drawings and standard references have been approved by the technical department of V.B. Meccanica, which is responsible for their updating (Rev.0 June 2005 )